



# 2015/16 SPONSOR STICKER PLACEMENT



The following is a guide to sticker placements as required for the IPRA Victoria 2014 Season. Failure to have all sponsors stickers in correct and visible locations may result in loss of Club Championship and Club Class points for that particular race meeting. If your vehicle does not permit the stickers in the required locations then please consult the Eligibility Officer for clarification.

**Sticker acquisition and placement is the driver's responsibility.**

Stickers are required to be placed on the vehicle prior to the start of Saturday's qualifying session otherwise all points from the weekend will be forfeited.



## VACC

The VACC window banner is required to be cut and placed (preferably on a white background) as shown. The "orange triangle" is to go on the passenger side of the windscreen with the letters "VACC" to be placed on the drivers side of the front windscreen and "you're in good hands" placed in the centre of the windscreen banner.




## NULINE HOMES

Must go directly above the competitors number as required by CAMS regulations.



## EDUCATIONAL LIVING

Must be attached anywhere which is clearly visible on the rear fascia of the vehicle. This includes the rear bumper.



## www.dllphotographydesign.com.au

Must be located either at the top or bottom of the rear windscreen.



## YOKOHAMA

A total of 4 stickers (1 front, 1 rear, 1 left side and 1 on the right side of the vehicle) must be clearly visible on the outside of the vehicle. The exact placement of these stickers is at the drivers discretion. See diagram for some acceptable locations.

